



Personal Protective Equipment (PPE) Required



Main Hazards



Method

1. The customer is responsible for providing an appropriate number of able bodied personnel for the unload of all materials.



2. The customer is responsible for the provision of sufficient labour to lift the product in accordance with the Manual Handling Operations Regulations 1992. The manual lifters **MUST NOT** lift and load beyond their lifting capacity.


The driver will position the vehicle where possible to ensure that truss packs are leaning towards the centre bars and are secured in position.

If the unload is deemed to be unsafe, the driver will contact Pasquill for instruction of which may result in the load being returned back to the manufacturer.

3. The driver will then section off the unloading side of the vehicle by the use of barrier tape and cones and where possible three Fall Arrest Bags shall be appropriately positioned as shown in the pictures.



4. Pasquill will supply truss packs secured to the trailer with blue 3 core rope. You shall familiarise yourself with which rope attaches which pack to the centre bars.



5. The driver will safely mount the vehicle and fit a small ratchet strap around the truss pack and trailer bar at one end only. The driver will then repeat this process to the other end of the pack.



6. Once the load stability has been checked the driver will release the transportation straps from ground level ensuring the opposite side of the load is secure.



7. The driver will then cut the appropriate blue rope and banding to release the pack. The driver will safely mount the vehicle and release some of the tension on the small strap ensuring it is not completely removed.



8. The driver will apply a wedge between the 1st and 2nd truss. The driver will then re-fit one of the small straps through the gap to secure the pack but leaving one to be taken by the customer.



9. The customer shall place his team to receive the truss. The customer shall remove the truss from the vehicle. The driver will repeat this method by releasing one truss only.

