


## Personal Protective Equipment (PPE) Required



## Main Hazards

The driver should not have to climb onto the bed of the trailer. If for any reason he has to, he will position his fall bags (Supplied on trailer)



## Method


1. The contractor is responsible for the provision of the forklift and its qualified operator. The forklift truck is any form of mechanical lifting equipment where the lifting appliance is two forks.



2. After parking on site the driver should inspect the load ensuring that it is still secure, with all banding & rope in place. Once inspected the driver must sign in at the site managers office.

**If the unload is deemed to be unsafe, the driver will contact Pasquill for instruction which may result in the load being returned back to the manufacturer.**

3. Pasquill will supply securely banded ancillary packs. 47x75mm Bearers are used for the easy access of the forklift truck forks.



4. On instruction from the site responsible person the driver will release the transport straps on the side being unloaded ensuring no one is within the danger area as shown in the pictures.



5. The forklift truck operator can now remove the packs and any palletised material from the vehicle. Ensure no one is within the danger area.




6. **NEVER** stand between the forklift and trailer, do not allow others to enter this danger area. **NEVER** stand on or under the forks. Ensure the danger area remains clear at all times.



7. The forklift truck operator shall remove the pack into a safe designated area on suitable bearers.



8. Metalwork bags and straps must be removed from the trailer in conjunction with the drivers specific manual handling training.



9. Other products are removed from the load as per applicable safe system of work.

